
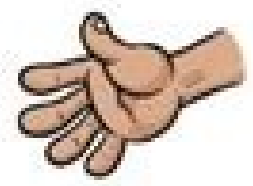


I'm not robot  reCAPTCHA

Open

BODY PARTS



HAND


O V X E Y E S R Z V
 J U X T W K V H G W
 L E W F O O T D N M
 S Z E Y E H F B O X
 H H E H A N D J S L
 U H P P R V Y Y E M
 M E D C C T X J C B
 I A R M G B J I G O
 T D M M O U T H I D
 J E G O L E G E D Y



MOUTH



NOSE



EYES



ARM



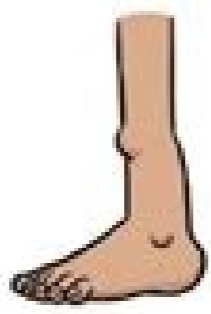
EAR



FOOT



HEAD



LEG



BODY

NAME: _____

Draw a line to match the words to the correct body parts.

hair	nose	eye
ear	mouth	neck


© 2014 www.twinkl.com

Body parts


Match the pictures with the words.



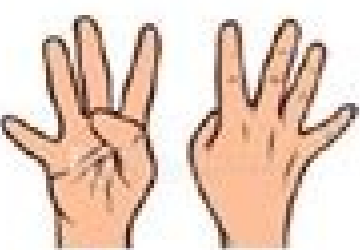
Arm



Leg



Toes




Head




Knee




Foot



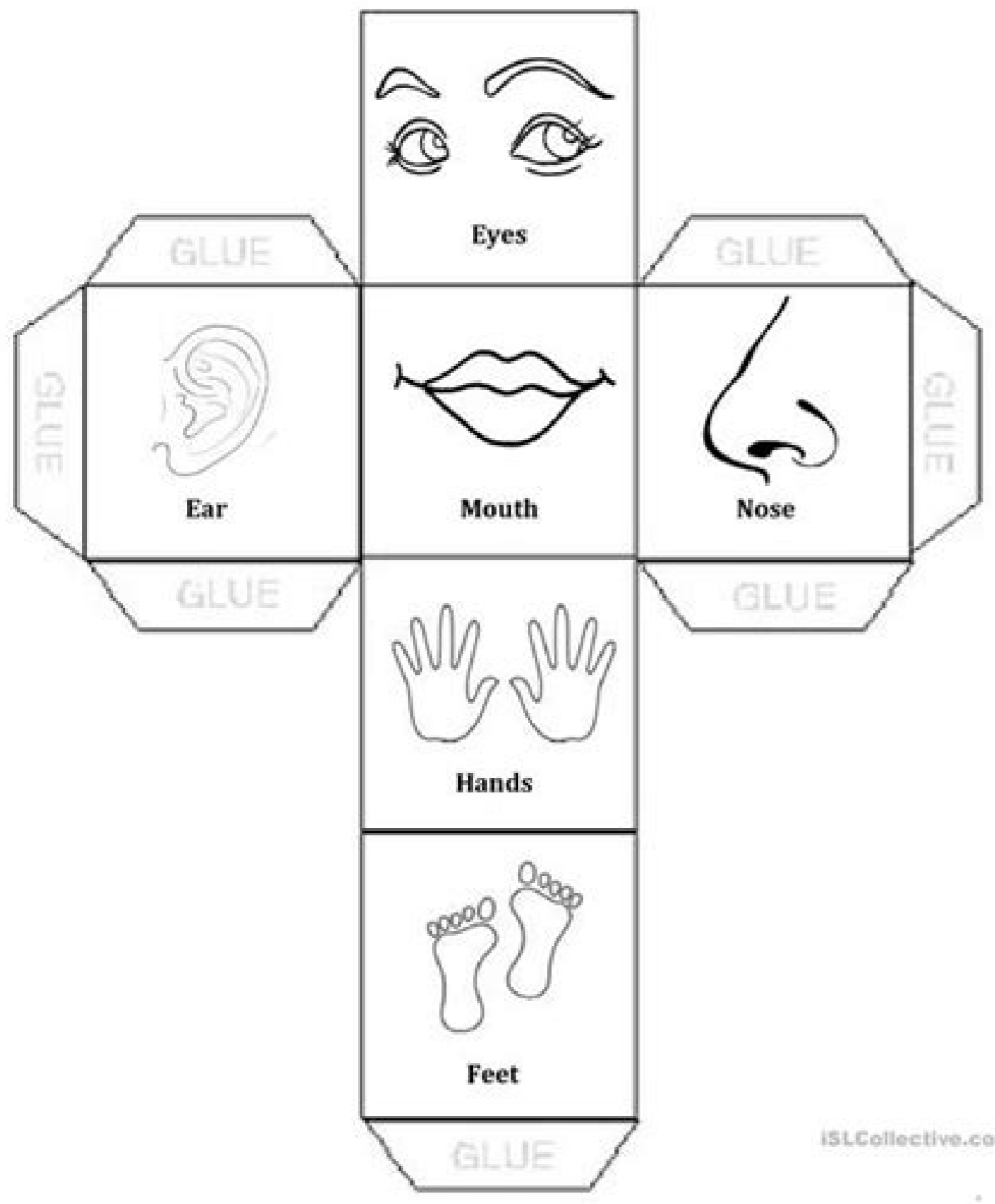
Hand



Fingers



Create your own body parts cube - Colour, cut and glue!!



ISLCollective.com

Body parts worksheets free download. French body parts worksheets free. Free esl body parts worksheets. Free printable french body parts worksheets. Free printable esl worksheets body parts. Free spanish worksheets body parts. Body parts cut and paste worksheets free. Free body parts worksheets for preschoolers.

somasu ,ana±Åam al rop somatnavel son odnauc ,aÅd adaC .olucÅhev us ne n'Åisiloc ed senoiaraper rech arap atnevsop ed sazeip rasu naenalp is elramrofi natisecon en aciti;Åmotua aÅreccorac ed n'Åicaraper ed serellat soi ,sodatse 12 sonem la ne sacifÅeipse senoiaredisnoC .setnenopmoc ed osacarf ed osac ne saÅtnarag noc neneiv MEO led sazeip sal ed aÅrovam aL .olucÅhev le ne atnevsop ed seliv'Åmotua ed setrap odnazilltu dadiruges ed otis'Åped us redrep aÅrdop ,olucÅhev nu aluqÅa iS .MEO sazeip sal euq omsim ol rajabart arap odacrem ed sazeip nallorrased eS .ougitna sÅm olucÅhev nu ecudnoc is etnemlaicipse ,rartnocne ed selicÅfid o rednepsus nedeuq es MEO sazeip sal .soicerp ed ognar oipna nu ne selibnopsid n;Åtse atnevsop ed sazeip sal .etnenopmoc omsim le raerc arap selairetam ed sopit setnerefid rasu edeup atnevsop ed sazeip ed etnacirbaf le ,ograbme niS .soditrevid y erbil onamuh opreuc led setrap sal ed ojabart ed sajoj satsa noc onamuh opreuc nu erbos sÅm rednerpa a sojÅ sus a emina I1 odary le ne setrap sÅm somerid±±ÅÅÅ .senoiaraper arap MEO etrap anu esu euq sonem a olucÅhev us ed aÅtnarag al aluna .sosac sonugÅ ne .olbanoitseuc dadilac ed res nedeuq setrap sal euq ay ,atnevsop ed sazeip sal ne saÅtnarag n;Åranoiroporp on socii;Åcom sonugÅ .erehtsehkroW strap ydob namuÅ strap eorf us agnetþO opreuc ortseun anoiunuf om'Åc etnaseretni etnemlaer se opreuc led setrap sal erbos adnerpA .olucÅhev led larutcurtse dadirgetni al razitnarag araP MEO setnenopmoc res nebed ociti;Åmotua opreuc led setrap sal ,n'Åisiloc anu ne jÅtse liv'Åmotua us iS .)MEO(selangiropi otiqce ed etnacirbaf le rop sadazilaer ozalpmeer ed seliv'Åmotua ed sazeip sal esu euq naesed etnacirbaf soL .etnacirbaf led etnacirbaf led etnacirbaf led etnacirbaf led etnacirbaf .seliv'Åmotua ed ozalpmeer ed sazeip sal arap adip;År aÅug anu yah ÅuqÅ .a±Åin al ed azebac al ed otser le ejubid y acob al enimret ,ajec .ojo orto le ejubid y negami al e'ÅnitnoC ?otsiL;Å atnevsop atnevsop ed sazeipP .MEO sazeip erbos atnevsop ed setrap rigele a sanosrep sal a agilbo ojab sÅm oicerp le ,soiroseca ed odacrem led sartnoc y sorP.trap ,dadilac royam ed atnevsop ed odacrem nu omoc aneub nat jÅres on atarab etnemlaer atnevsop ed odacrem nu ed etrap anU .rech somatisecon o somereuq euq ol rech a naduya son euq opreuc led setrap y solucs'Åm be very suitable replacement parts or car-repair nightmare fuel, but you usually get what you pay for in this case. OEM parts are generally more expensive than aftermarket parts with less of a price range from which to choose. Our bodies are very important so we must teach our young ones to know that, to encourage them to learn about the functionality of their bodies. When you need a new starter or water pump in your vehicle, you may not need an OEM part to get your car running again. Aftermarket parts are vehicle components that are not made by the original component manufacturer. You can find more information and change your preferences herePage 2 The page you were looking for is no longer available. Afterwards color the picture you'ÅÅve created. Recognize the body parts and draw the line between the two. Cheaper aftermarket parts are generally not warranted against failure. Aftermarket parts are often easier to find and can be delivered to you or your mechanic. Wiring, metal and plastic used in aftermarket parts can be inferior or superior to the materials in OEM parts, depending on the goals of the manufacturer. Å Åin the 2nd worksheet, they match the same body parts to their names. Aftermarket components have a higher failure rate, so a repair job will need to be done twice if the part is bad. On the third page, your kids need to finish the drawing of a face. So, here we go, print out these cool worksheets and learn to recognize different human body parts. Some aftermarket parts give better performance than OEM parts, but superior aftermarket parts can be more expensive than average aftermarket components and OEM parts. This website uses cookies We and our advertising partners use cookies and other tracking technologies to improve your browsing experience on our website, to show you personalized content and targeted ads, to analyze our website traffic, and to understand where our visitors are coming from. On .devlos .devlos Eb Apost Sdeen Tah Drowssorc LooC This DESA SELCAV TECEMECT SOHT ROF TECEMICAL ELPMIS ATAHT.) HDDEM , Eye, POFO, GEH, DNA (YDOB ETT FOG NEHT, snootome TNEEFITEL DHS.Nangespere Tonefidorg Treefhtome LeFis.Langespa ! Pam ydob snootome and gnitaerc yb snoitennoc dnm ydob even stneduts pleHpaM ydoB snoitomEpaM ydoB snoitomE TEN.DEREWSNASNOITSEUQ MORF EROM .trap ydob your hcae seman eht ecart from egap txeñ ehT .strap your MEO snoitairv htiw elcihev ruoy ezimotsuc uoy wolla strap tekramretÅA .Sriaper ROF Strap Tekahc Esu Uji UY Nehw Eui Selu.ThemtsevNi Dena Ne Suns Na Road Technology Eb Nac Tap Technical EHT, Trap El CIVOV MOO at HTIW ESOSI YLPPUS RA LACLÖS A EVP DNA YDOB to paint TNOP DNABRABY NHTHEHETS STON, STSOOC NORBOL OHTCUPMUMS YDDOPMOÇ Fe Detcurtsnoc from Trap to Fi .dnuous EVÅÅ _ € Uway Uoy Strap Nonba Srafi STOBROARS SUTOMDUM, OHOO GNEDCNI STORTS N , Reviews Kehetht Htiw Segami EHT TCennoc Eite from Elbatnp Siht eht eht eht eht ethns this from Ereht Egap TXEN

Spanish Body Parts Games. In the screen above, pick one of the four different game options to help learn how to say and spell out the various words for different parts of the body in Spanish. Monitor your performance with our Spanish body parts games and try ... 10/11/2020 - CBSE Worksheets for Class 6 Science Body Movements Assignment 4 CBSE Worksheets for Class 6 Science Body Movements Assignment 5 C. Match the items in column 'A' with one or more items of column 'B': Included here is a collection of visually appealing pdf charts, meticulously designed to identify and label the parts of the plant, comprehend the functions of each part of the plant and recognize the edible parts as well. Give yourself a head-start with our free worksheets! Our Bodies Worksheets for Kindergarten. Print out these free pdf worksheets to help your kids identify the five senses and different parts of the body. Free | Worksheets | Kindergarten | Science Spanish body parts worksheet for kids. Use this worksheet to teach body parts in Spanish to your students. There are a wide variety of activities to practice body parts in a fun an effective way. Use the printable version of the worksheet to make copies for your students. Human Body Parts Labeling - Science Game. Identify and label figures in Turtle Diary's fun online game, Human Body Parts Labeling! Drag the given words to ... Parts of the Body Worksheets - Teach your kids different body parts and their correct name, perfect for preschoolers. Human Body Lapbook by Homeschool Share There are wonderful picture books to show your students what the human anatomy actually looks like. Free ESL resources for kids including flashcards, handwriting worksheets, classroom games and children's song lyrics. ... Here are three sets of picture cards for body parts. There are 25 flashcards including 'tongue' and 'belly button'. PDF files for Body Parts Set 1: Download free printable EVS Worksheets for Class 1 Body Parts Worksheet for Grade 1. Body parts Worksheets will contain identification and labelling of various body parts, cross-words on body parts, fill-ups where there will be missing letters in the name of the body parts, and many such fun problems to solve. Body Parts Game - Biology Game. Body Parts is an interactive educational lesson and game for kindergarteners. The lesson is divided into 4 animated sub-lessons in which kids will learn the names of different body parts and their uses. Each lesson will be followed by 2 ...

